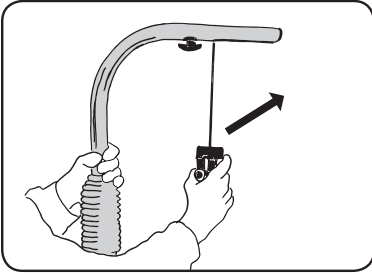


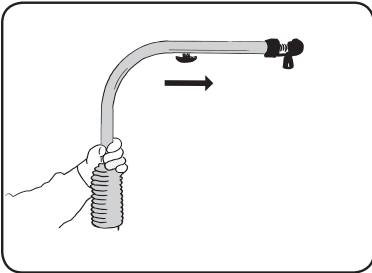
# The new adjustable arm!

-130 mm or 230 mm



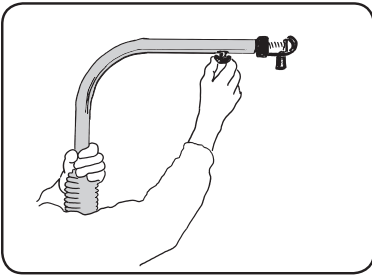
**Fig. 1**

Pull down the line and place it in front of the arm. That will take away the power from the line



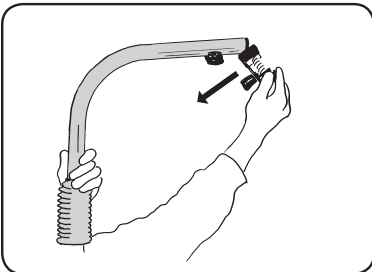
**Fig. 2**

Open the lock screw and place it in correct position



**Fig. 3**

Lock the screw



**Fig. 4**

Take down the camera hook in its new position and you are ready to start shooting.